

Getting to DMU

Information at a glance

By taxi

Leicester taxi firms: ABC (24 hour service)

T: (0116) 255 5111

Swift (24 hour service) **T: (0116) 262 8222**

(Freephone available at Leicester Railway Station)

Approximate cost of single journey to DMU

site from Leicester Railway Station: City Campus £4, Charles Frears Campus £4

By bus or coach

Leicester bus information: Arriva Travel

T: 0870 608 2608 (ask to be transferred to Leicestershire Enquiries)

To **City Campus from Leicester city centre** (Belgrave Gate, stand H5) No.52

Approximate single fare £1

National Express Nationwide **T: 08705 808080**

On-line information at gobycoach.com

By rail

National Rail Enquiries **T: 08457 484950**

On-line information available from

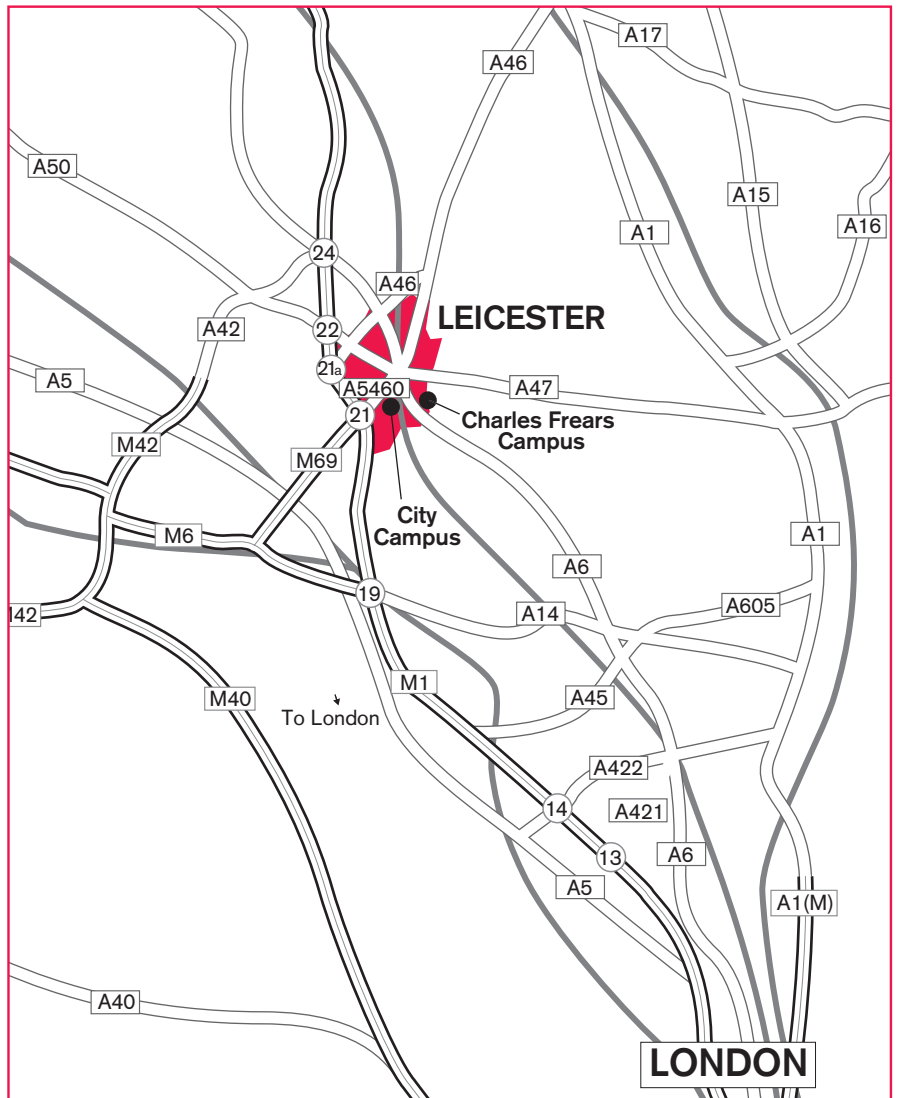
thetrainline.com or midlandmainline.co.uk

By foot

Approximate walking times from Leicester Railway Station to DMU Campuses:

City Campus: 10–15 minutes, **Charles Frears**

Campus: 20 minutes uphill (not suitable for all visitors).



To Leicester City Campus

By car from Junction 21 of the M1, or the Leicester end junction of the M69, take the A5460 to Leicester city centre. Follow this road for approximately 4 miles. Go straight through several sets of traffic lights, and after passing under a railway bridge turn right into Upperton Road, following signs to the universities and the Royal Infirmary. Go over the bridge, then turn left immediately before crossing the river into Western Boulevard. For Queens Building, Eric Wood, James Went and the Loading Bay (Goods Reception) take the first right into Mill Lane. For Trinity House, Portland Building, Hawthorn Building and Bosworth House take the second right into The Newarke.

From the north leave the M1 at Junction 22 and follow the A50 to Leicester (8 miles). When you reach the city centre turn right into Vaughan Way (A5460).

Keep in right-hand lane through underpass. After 200 metres, follow road to the left into Newarke Street and keeping in the right-hand lane, turn right into Welford Road (A50). At second set of traffic lights turn right into Carlton Street.

Almost immediately turn right again into Oxford Street, moving into left-hand lane. Take next left into Bonners Lane, continuing into Mill Lane.

From the east take the A46 or A47 to Leicester and follow signs for the city centre.

Please note there is no visitor car park at De Montfort University's City Campus. Please use the public car parks shown on the maps.

By train/bus If you are arriving by train or bus, the City Campus is situated very near the city centre and is about a 20 minute walk from both the bus station and the train station.

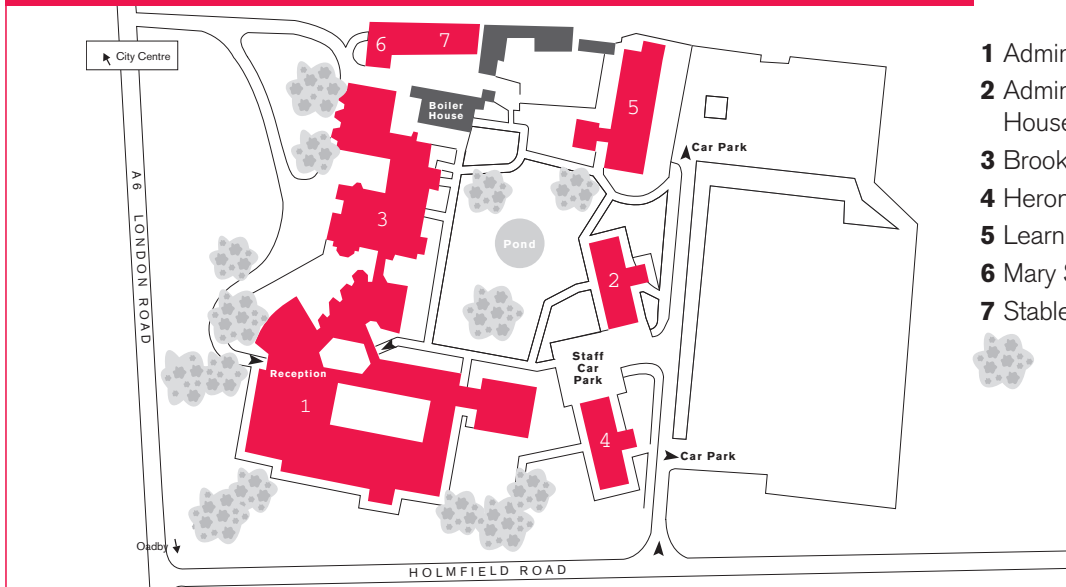
Address:

City Campus, De Montfort University
The Gateway, Leicester LE1 9BH

T: (0116) 255 1551

F: (0116) 255 0307

Charles Frears Campus School of Nursing and Midwifery



- 1 Administration Block 1
- 2 Administration Block 2 (Mallard House)
- 3 Brookfield House
- 4 Heron House
- 5 Learning Resources Block
- 6 Mary Seacole Research Centre
- 7 Stable Block

Car parking for City Campus

Please note there is no visitor car park on De Montfort University's City Campus. The nearest public car parks are listed below, and shown on the map opposite.

a. Newark Street (Phoenix)

Multi-storey, operated by City Council
 Approx 5 min walk from campus
 Open Mon-Sat 6.30am-1.00am; Friday 6.30am-1.30am
 Open some Sundays
 Charges (pay on foot): from £1.00-£6.20
 24 hours varies with time of arrival

Blue/orange badge holders free of charge
 Free cycle racks

b. St Nicholas Circle

Multi-storey, operated by NCP Ltd
 Approx 10 min walk from campus
 Open 24 hours
 Charges: from £1.00-£6.00

c. Welford Road

Multi-storey, operated by NCP Ltd
 Approx 7 min walk from campus
 Open 24 hours
 Charges: from £1.00-£5.50

d. The Shires

Multi-storey, operated by Shires Management Ltd
 Approx 15 min walk from campus
 Open Mon-Sat 8.00am-7.00pm
 Wednesday 8.00am-9.00pm; Sunday 10.00am-6.00pm
 Charges (pay on foot): from £1.00-£11.00

e. New Walk Centre (Open Saturday only)

Surface level, operated by City Council
 Approx 5 min walk from campus
 Open Sat 8.00am-6.00pm
 Charges: from £1.00-£2.90

Blue/orange badge holders free of charge

f. Castle Park

Surface level, operated by City Council
 Approx 10 min walk from campus
 Open 24 hours
 Charges (pay and display): from £1.00-£8.10

Blue/orange badge holders free of charge

g. Almond Road







Surface level, operated by Euro Car Parks
 Approx 15 min walk from campus
 Open 24 hours
 Charges: from £0.50-£2.70
 Sundays: free parking

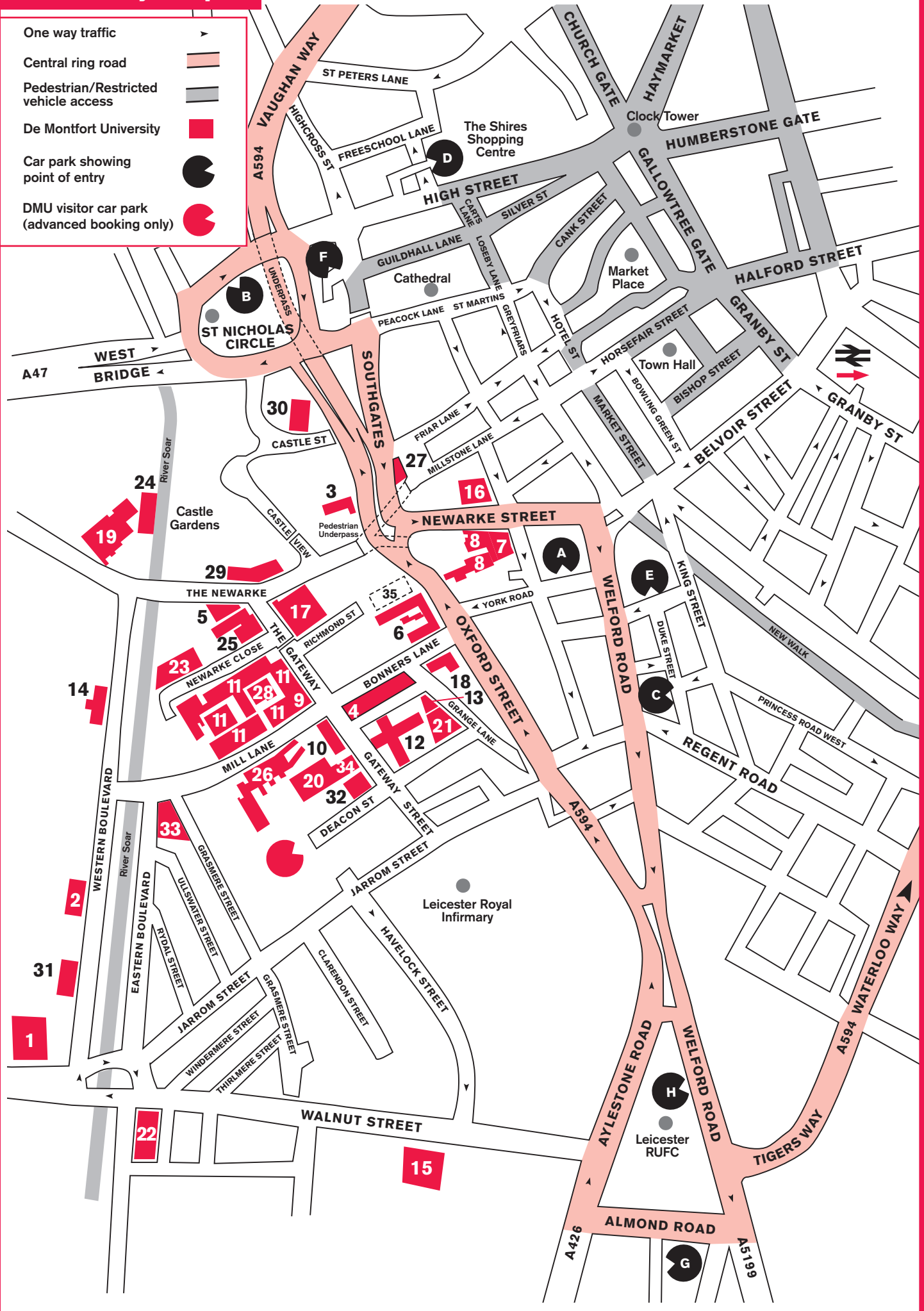
h. Granby Halls

Surface level, operated by NCP Ltd
 Approx 15 min walk from campus
 Open 24 hours
 Charges (pay and display): from £1.00-£10.00

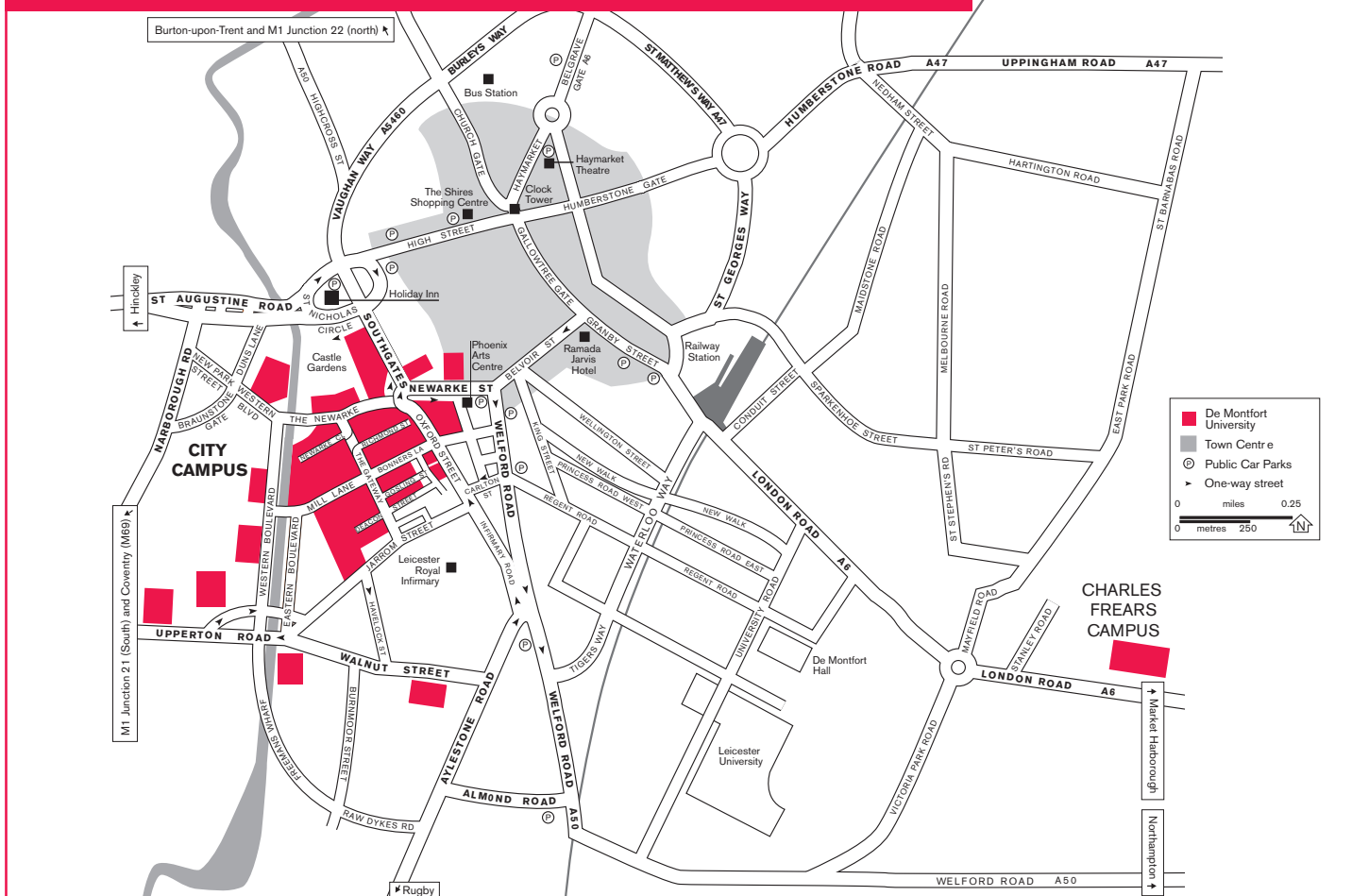
- | | | |
|---|---|---|
| 1 Albion Court (Private Hall of Residence) | 13 Gosling Court (Private Hall of Residence) | 26 Queens Building Faculty of Computing Sciences and Engineering |
| 2 Bede Hall of Residence | 14 Leicester Business School Graduate Centre | 27 Southgate House |
| 3 Bosworth House | 15 Grange Court (Hall of Residence) | 28 Student Health Centre |
| Leicester Business School | 16 Grosvenor House (Private Hall of Residence) | 29 Trinity House |
| 4 Campus Centre Building incorporating Students' Union | 17 Hawthorn Building Faculty of Health and Life Sciences | 30 Victoria Hall (Private Hall of Residence) |
| 5 Digital Music Performance Space | 18 Innovation Centre | 31 Waterway Gardens Hall of Residence |
| 6 Clephan Building Faculty of Humanities | 19 John Sandford Sports Centre | 32 Estates Maintenance Services/Security |
| 7 Crown Building | 20 Kimberlin Library | 33 Benjamin Russell Court (Private Hall of Residence) |
| 8 Elfed Thomas Building De Montfort Law School | 21 Kingfisher Court (Private Hall of Residence) | 34 Institute of Creative Technologies (IOCT building) |
| 9 DMU Enquiry Centre | 22 Liberty Park (Private Hall of Residence) | 35 Under construction – The Centre for Excellence in Performance Arts |
| 10 Eric Wood Building | 23 Newarke Point (Private Hall of Residence) | |
| 11 Fletcher Building Faculty of Art and Design | 24 New Wharf Hall of Residence | |
| 12 Gateway House Faculty of Computing Sciences and Engineering | 25 Portland Building | |

Leicester City Campus

- One way traffic 
- Central ring road 
- Pedestrian/Restricted vehicle access 
- De Montfort University 
- Car park showing point of entry 
- DMU visitor car park (advanced booking only) 



Map of Leicester showing City and Charles Frears Campuses



To Charles Frears Campus

Charles Frears Campus is slightly out of the city centre, but still close to the train station. It is a 20 minute walk from the station.

If arriving by car, follow directions as for the City Campus, but once near the city centre head for the A6 south (London Road) towards Market Harborough.

The Campus is on the London Road (A6), just south of Victoria Park Road and about a mile from the city centre. Access is via

Park and ride

Quicksilver shuttle route between Meynells Gorse (off Hinckley Road, Leicester Forest East) and the Clock Tower.

£1.75 per person return and runs from 7.00am until 7.00pm, every 15 minutes. **For more information call Arriva travel line on (0116) 252 6480.** Prices correct at time of publication.

Holmfield Road (left off London Road).

Car parking is available for visitors.

Address: Charles Frears Campus , De Montfort University
266 London Road, Leicester LE2 1RQ

T: (0116) 270 0661 F: (0116) 270 9722

All De Montfort University publications are available in alternative media.

This includes via email (.pdf), CD-ROM and DVD-ROM. You may request a large print, audio or Braille version of any publication and, where possible, this will be supplied to you. It may not be possible to supply all publications in full, due to size. On these occasions, you will be asked to request specific sections only.

De Montfort University will, in all cases, make every effort to find an appropriate alternative format for all requests. However, in rare cases this may incur a charge. For further information on how we can help, please contact The Enquiry Centre.